

Job Name: JOB1.job

Test Standard: ISO/IEC 11801:2002

Test Summary: Pass



Date Tested: Października 10 2018

NVP: 79 %

Time Tested: 12:44:18

Freq Range: 1 - 250MHz

Test Name: TC100-025

Operator: TOMASZ MOLIK

Firmware: 3.200

Contractor: 3M

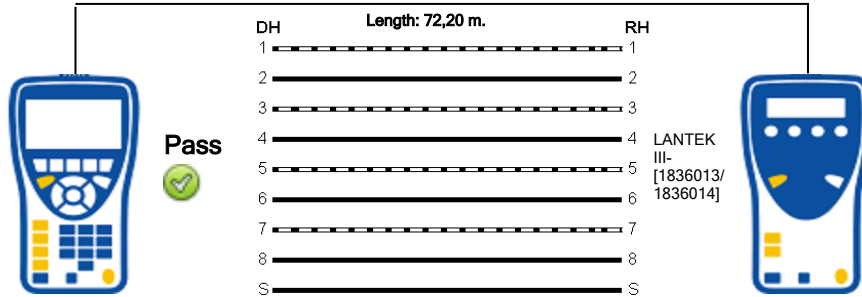
Limit: ISO E STP Perm

Company: RATIO

MFGDB:

User Notes:

Wiremap



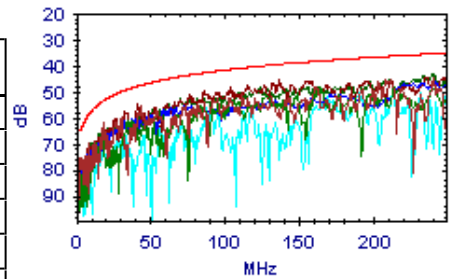
Pair	Propagation Delay (ns)	Delay Skew (ns)	DC Resistance (Ω)	Length (m.)	Capacitance (pf/m.)	Impedance (ohms)	Headroom (dB)
7-8	311,8	7,3	11,0	73,9			
3-6	330,9	26,4	11,6	78,4			
5-4	324,2	19,7	11,7	76,8			
1-2	304,5	,0	10,8	72,2			
Limit	<490,0	<44,0	<21,0	<,0			
Result	Pass	Pass	Pass	Pass			

NEXT

Pass

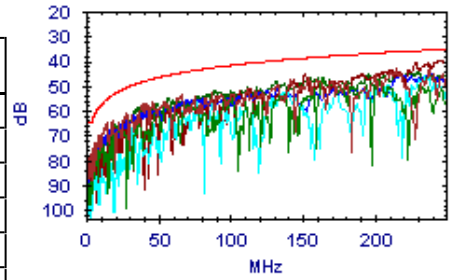
DH

Pair	Worst Case	Limit	Margin	Worst Overall Value	Limit	Margin
7,8-3,6	55.5dB @ 44.0MHz	47.6dB	7.9dB	45.1dB @ 241.0MHz	35.6dB	9.5dB
7,8-5,4	48.7dB @ 164.0MHz	38.3dB	10.4dB	48.2dB @ 214.0MHz	36.4dB	11.8dB
7,8-1,2	47.2dB @ 250.0MHz	35.3dB	11.9dB	47.2dB @ 250.0MHz	35.3dB	11.9dB
3,6-5,4	46.2dB @ 242.0MHz	35.6dB	10.6dB	46.2dB @ 242.0MHz	35.6dB	10.6dB
3,6-1,2	45.8dB @ 137.0MHz	39.6dB	6.2dB	44.8dB @ 237.0MHz	35.7dB	9.1dB
5,4-1,2	43.3dB @ 241.0MHz	35.6dB	7.7dB	43.3dB @ 241.0MHz	35.6dB	7.7dB



RH

Pair	Worst Case	Limit	Margin	Worst Overall Value	Limit	Margin
7,8-3,6	43.2dB @ 215.0MHz	36.4dB	6.8dB	43.2dB @ 215.0MHz	36.4dB	6.8dB
7,8-5,4	47.2dB @ 163.0MHz	38.4dB	8.8dB	47.1dB @ 164.0MHz	38.3dB	8.8dB
7,8-1,2	44.8dB @ 238.0MHz	35.7dB	9.1dB	44.8dB @ 238.0MHz	35.7dB	9.1dB
3,6-5,4	45.2dB @ 240.0MHz	35.6dB	9.6dB	45.2dB @ 240.0MHz	35.6dB	9.6dB
3,6-1,2	40.0dB @ 246.0MHz	35.5dB	4.5dB	40.0dB @ 246.0MHz	35.5dB	4.5dB
5,4-1,2	47.0dB @ 155.0MHz	38.7dB	8.3dB	44.4dB @ 231.0MHz	35.9dB	8.5dB



Job Name: JOB1.job

Test Standard: ISO/IEC 11801:2002

Test Summary: Pass

Date Tested: Października 10 2018

NVP:79 %



Time Tested: 12:44:18

Freq Range: 1 - 250MHz

Test Name: TC100-025

Operator: TOMASZ MOLIK

Firmware: 3.200

Contractor: 3M

Limit: ISO E STP Perm

Company: RATIO

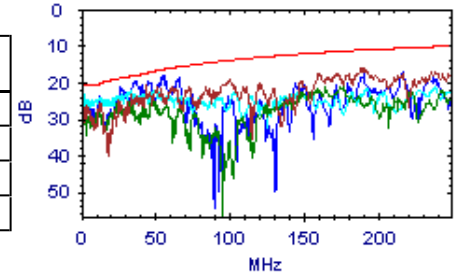
MFGDB:

User Notes:

**Return Loss** ✔ Pass

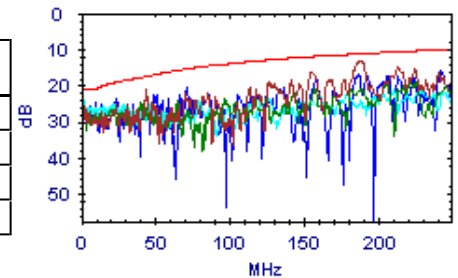
DH

Pair	Worst Case	Limit	Margin	Worst Overall Value	Limit	Margin
7,8	<span style="color: green;">✔</span> 21.0dB @ 44.0MHz	17.6dB	3.4dB	16.0dB @ 189.0MHz	11.2dB	4.8dB
3,6	<span style="color: green;">✔</span> 26.1dB @ 24.0MHz	19.1dB	7.0dB	21.3dB @ 175.0MHz	11.6dB	9.7dB
5,4	<span style="color: green;">✔</span> 24.8dB @ 10.0MHz	21.0dB	3.8dB	21.3dB @ 239.0MHz	10.2dB	11.1dB
1,2	<span style="color: green;">✔</span> 18.0dB @ 55.0MHz	16.6dB	1.4dB	17.3dB @ 217.0MHz	10.6dB	6.7dB



RH

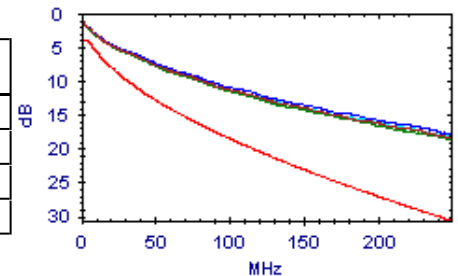
Pair	Worst Case	Limit	Margin	Worst Overall Value	Limit	Margin
7,8	<span style="color: green;">✔</span> 13.3dB @ 187.0MHz	11.3dB	2.0dB	13.3dB @ 187.0MHz	11.3dB	2.0dB
3,6	<span style="color: green;">✔</span> 24.7dB @ 40.0MHz	18.0dB	6.7dB	18.0dB @ 222.0MHz	10.5dB	7.5dB
5,4	<span style="color: green;">✔</span> 26.5dB @ 10.0MHz	21.0dB	5.5dB	21.0dB @ 227.0MHz	10.4dB	10.6dB
1,2	<span style="color: green;">✔</span> 24.9dB @ 10.0MHz	21.0dB	3.9dB	16.0dB @ 243.0MHz	10.1dB	5.9dB



**Insertion Loss** ✔ Pass

DH

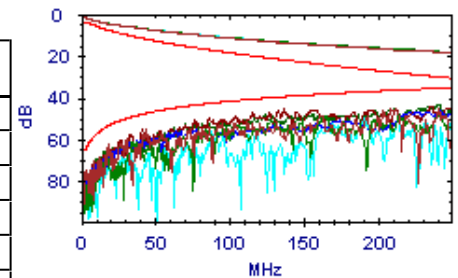
Pair	Worst Case	Limit	Margin	Worst Overall Value	Limit	Margin
7,8	<span style="color: green;">✔</span> 2.1dB @ 4.6MHz	4.0dB	1.9dB	18.4dB @ 250.0MHz	30.7dB	12.3dB
3,6	<span style="color: green;">✔</span> 2.2dB @ 5.1MHz	4.0dB	1.8dB	18.7dB @ 250.0MHz	30.7dB	12.0dB
5,4	<span style="color: green;">✔</span> 2.2dB @ 5.2MHz	4.0dB	1.8dB	18.3dB @ 250.0MHz	30.7dB	12.4dB
1,2	<span style="color: green;">✔</span> 2.0dB @ 4.3MHz	4.0dB	2.0dB	17.8dB @ 242.5MHz	30.1dB	12.3dB



**ACR-N** ✔ Pass

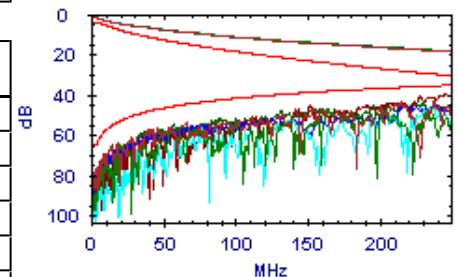
DH

Pair	Worst Case	Limit	Margin	Worst Overall Value	Limit	Margin
7,8-3,6	<span style="color: green;">✔</span> 57.6dB @ 19.0MHz	45.7dB	11.9dB	26.7dB @ 241.0MHz	5.6dB	21.1dB
7,8-5,4	<span style="color: green;">✔</span> 62.9dB @ 18.0MHz	46.3dB	16.6dB	30.6dB @ 242.0MHz	5.5dB	25.1dB
7,8-1,2	<span style="color: green;">✔</span> 45.6dB @ 88.0MHz	25.4dB	20.2dB	28.8dB @ 250.0MHz	4.6dB	24.2dB
3,6-5,4	<span style="color: green;">✔</span> 55.3dB @ 32.0MHz	39.7dB	15.6dB	28.0dB @ 242.0MHz	5.5dB	22.5dB
3,6-1,2	<span style="color: green;">✔</span> 48.0dB @ 42.0MHz	36.2dB	11.8dB	26.4dB @ 248.0MHz	4.9dB	21.5dB
5,4-1,2	<span style="color: green;">✔</span> 62.2dB @ 15.0MHz	48.2dB	14.0dB	25.2dB @ 241.0MHz	5.6dB	19.6dB



RH

Pair	Worst Case	Limit	Margin	Worst Overall Value	Limit	Margin
7,8-3,6	<span style="color: green;">✔</span> 59.7dB @ 18.0MHz	46.3dB	13.4dB	25.6dB @ 238.0MHz	5.9dB	19.7dB
7,8-5,4	<span style="color: green;">✔</span> 60.7dB @ 19.9MHz	45.2dB	15.5dB	31.0dB @ 202.0MHz	9.7dB	21.3dB
7,8-1,2	<span style="color: green;">✔</span> 46.7dB @ 77.0MHz	27.6dB	19.1dB	26.9dB @ 238.0MHz	5.9dB	21.0dB
3,6-5,4	<span style="color: green;">✔</span> 55.5dB @ 32.0MHz	39.7dB	15.8dB	27.0dB @ 240.0MHz	5.6dB	21.4dB
3,6-1,2	<span style="color: green;">✔</span> 31.2dB @ 152.0MHz	15.6dB	15.6dB	21.5dB @ 246.0MHz	5.1dB	16.4dB
5,4-1,2	<span style="color: green;">✔</span> 50.3dB @ 42.0MHz	36.2dB	14.1dB	26.7dB @ 248.0MHz	4.9dB	21.8dB



Job Name: JOB1.job

Test Standard: ISO/IEC 11801:2002

Test Summary: Pass

Date Tested: Października 10 2018

NVP:79 %



Time Tested: 12:44:18

Freq Range: 1 - 250MHz

Test Name: TC100-025

Operator: TOMASZ MOLIK

Firmware: 3.200

Contractor: 3M

Limit: ISO E STP Perm

Company: RATIO

MFGDB:

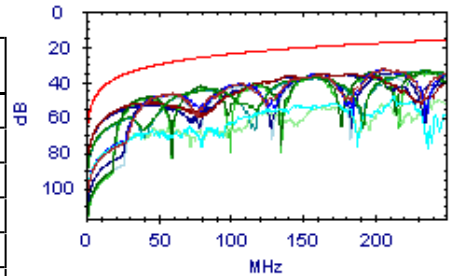
User Notes:

ACR-F

Pass

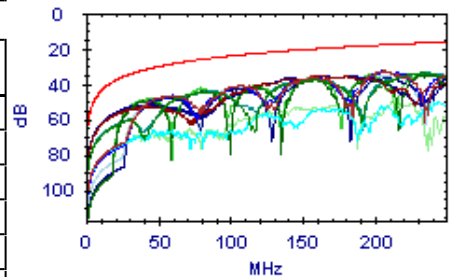
DH

Pair	Worst Case	Limit	Margin	Worst Overall Value	Limit	Margin
7,8-3,6	32.4dB @ 205.5MHz	17.9dB	14.5dB	32.4dB @ 206.0MHz	17.9dB	14.5dB
7,8-5,4	33.7dB @ 234.5MHz	16.8dB	16.9dB	33.7dB @ 234.5MHz	16.8dB	16.9dB
7,8-1,2	48.4dB @ 213.0MHz	17.6dB	30.8dB	48.4dB @ 213.5MHz	17.6dB	30.8dB
3,6-7,8	32.7dB @ 207.0MHz	17.9dB	14.8dB	32.7dB @ 207.5MHz	17.8dB	14.9dB
3,6-5,4	35.4dB @ 161.0MHz	20.1dB	15.3dB	35.2dB @ 164.5MHz	19.9dB	15.3dB
3,6-1,2	35.9dB @ 156.0MHz	20.3dB	15.6dB	33.2dB @ 235.5MHz	16.7dB	16.5dB
5,4-7,8	33.7dB @ 234.0MHz	16.8dB	16.9dB	33.7dB @ 234.0MHz	16.8dB	16.9dB
5,4-3,6	35.5dB @ 161.0MHz	20.1dB	15.4dB	35.5dB @ 162.0MHz	20.0dB	15.5dB
5,4-1,2	36.9dB @ 158.0MHz	20.2dB	16.7dB	34.5dB @ 213.0MHz	17.6dB	16.9dB
1,2-7,8	50.5dB @ 243.5MHz	16.5dB	34.0dB	50.4dB @ 244.0MHz	16.4dB	34.0dB
1,2-3,6	36.6dB @ 158.5MHz	20.2dB	16.4dB	34.7dB @ 236.5MHz	16.7dB	18.0dB
1,2-5,4	37.4dB @ 159.5MHz	20.1dB	17.3dB	36.4dB @ 209.0MHz	17.8dB	18.6dB



RH

Pair	Worst Case	Limit	Margin	Worst Overall Value	Limit	Margin
7,8-3,6	32.7dB @ 207.0MHz	17.9dB	14.8dB	32.7dB @ 207.5MHz	17.8dB	14.9dB
7,8-5,4	33.7dB @ 234.0MHz	16.8dB	16.9dB	33.7dB @ 234.0MHz	16.8dB	16.9dB
7,8-1,2	50.5dB @ 243.5MHz	16.5dB	34.0dB	50.4dB @ 244.0MHz	16.4dB	34.0dB
3,6-7,8	32.4dB @ 205.5MHz	17.9dB	14.5dB	32.4dB @ 206.0MHz	17.9dB	14.5dB
3,6-5,4	35.5dB @ 161.0MHz	20.1dB	15.4dB	35.5dB @ 162.0MHz	20.0dB	15.5dB
3,6-1,2	36.6dB @ 158.5MHz	20.2dB	16.4dB	34.7dB @ 236.5MHz	16.7dB	18.0dB
5,4-7,8	33.7dB @ 234.5MHz	16.8dB	16.9dB	33.7dB @ 234.5MHz	16.8dB	16.9dB
5,4-3,6	35.4dB @ 161.0MHz	20.1dB	15.3dB	35.2dB @ 164.5MHz	19.9dB	15.3dB
5,4-1,2	37.4dB @ 159.5MHz	20.1dB	17.3dB	36.4dB @ 209.0MHz	17.8dB	18.6dB
1,2-7,8	48.4dB @ 213.0MHz	17.6dB	30.8dB	48.4dB @ 213.5MHz	17.6dB	30.8dB
1,2-3,6	35.9dB @ 156.0MHz	20.3dB	15.6dB	33.2dB @ 235.5MHz	16.7dB	16.5dB
1,2-5,4	36.9dB @ 158.0MHz	20.2dB	16.7dB	34.5dB @ 213.0MHz	17.6dB	16.9dB

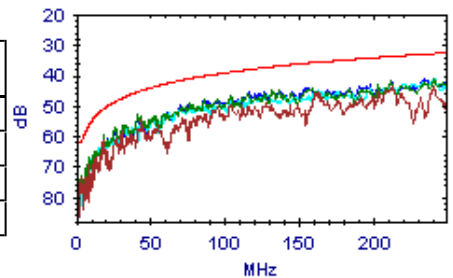


PS NEXT

Pass

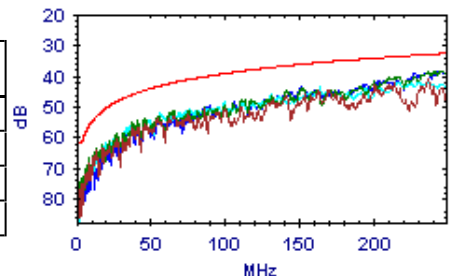
DH

Pair	Worst Case	Limit	Margin	Worst Overall Value	Limit	Margin
7,8	54.9dB @ 44.0MHz	45.1dB	9.8dB	43.5dB @ 241.0MHz	33.0dB	10.5dB
3,6	52.7dB @ 42.0MHz	45.5dB	7.2dB	41.5dB @ 241.0MHz	33.0dB	8.5dB
5,4	41.0dB @ 241.0MHz	33.0dB	8.0dB	41.0dB @ 242.0MHz	32.9dB	8.1dB
1,2	45.8dB @ 117.0MHz	38.2dB	7.6dB	41.5dB @ 235.0MHz	33.2dB	8.3dB



RH

Pair	Worst Case	Limit	Margin	Worst Overall Value	Limit	Margin
7,8	40.8dB @ 238.0MHz	33.1dB	7.7dB	40.8dB @ 238.0MHz	33.1dB	7.7dB
3,6	38.4dB @ 237.0MHz	33.1dB	5.3dB	38.4dB @ 237.0MHz	33.1dB	5.3dB
5,4	43.8dB @ 164.0MHz	35.8dB	8.0dB	41.6dB @ 231.0MHz	33.3dB	8.3dB
1,2	38.7dB @ 238.0MHz	33.1dB	5.6dB	38.7dB @ 246.0MHz	32.8dB	5.9dB



Job Name: JOB1.job

Test Standard: ISO/IEC 11801:2002

Test Summary: Pass



Date Tested: Października 10 2018

NVP: 79 %

Time Tested: 12:44:18

Freq Range: 1 - 250MHz

Test Name: TC100-025

Operator: TOMASZ MOLIK

Firmware: 3.200

Contractor: 3M

Limit: ISO E STP Perm

Company: RATIO

MFGDB:

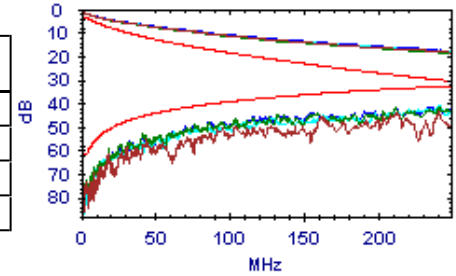
User Notes:

PS ACR-N

Pass

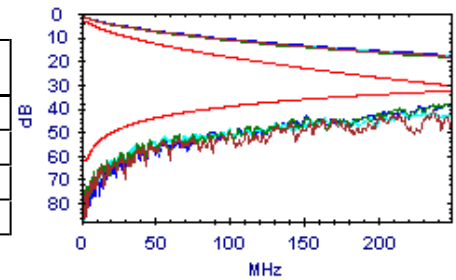
DH

Pair	Worst Case	Limit	Margin	Worst Overall Value	Limit	Margin
7,8	57.0dB @ 19.0MHz	43.3dB	13.7dB	25.3dB @ 241.0MHz	3.0dB	22.3dB
3,6	54.8dB @ 19.0MHz	43.3dB	11.5dB	23.1dB @ 241.0MHz	3.0dB	20.1dB
5,4	59.7dB @ 15.0MHz	45.8dB	13.9dB	22.9dB @ 241.0MHz	3.0dB	19.9dB
1,2	52.9dB @ 27.0MHz	39.3dB	13.6dB	24.0dB @ 250.0MHz	2.0dB	22.0dB



RH

Pair	Worst Case	Limit	Margin	Worst Overall Value	Limit	Margin
7,8	59.4dB @ 18.0MHz	43.9dB	15.5dB	22.9dB @ 238.0MHz	3.3dB	19.6dB
3,6	48.7dB @ 38.0MHz	35.1dB	13.6dB	19.9dB @ 247.0MHz	2.3dB	17.6dB
5,4	49.9dB @ 36.0MHz	35.7dB	14.2dB	24.0dB @ 238.0MHz	3.3dB	20.7dB
1,2	51.1dB @ 36.0MHz	35.7dB	15.4dB	21.0dB @ 246.0MHz	2.4dB	18.6dB

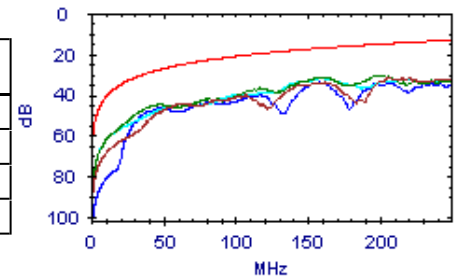


PS ACR-F

Pass

DH

Pair	Worst Case	Limit	Margin	Worst Overall Value	Limit	Margin
7,8	31.4dB @ 206.0MHz	14.9dB	16.5dB	31.4dB @ 206.0MHz	14.9dB	16.5dB
3,6	31.3dB @ 156.5MHz	17.3dB	14.0dB	30.5dB @ 202.0MHz	15.1dB	15.4dB
5,4	32.1dB @ 158.0MHz	17.2dB	14.9dB	32.0dB @ 161.0MHz	17.1dB	14.9dB
1,2	34.0dB @ 158.5MHz	17.2dB	16.8dB	34.0dB @ 158.5MHz	17.2dB	16.8dB



RH

Pair	Worst Case	Limit	Margin	Worst Overall Value	Limit	Margin
7,8	33.8dB @ 155.5MHz	17.4dB	16.4dB	31.8dB @ 207.5MHz	14.8dB	17.0dB
3,6	31.6dB @ 158.5MHz	17.2dB	14.4dB	30.9dB @ 206.0MHz	14.9dB	16.0dB
5,4	31.9dB @ 161.0MHz	17.1dB	14.8dB	31.9dB @ 161.5MHz	17.0dB	14.9dB
1,2	33.4dB @ 156.0MHz	17.3dB	16.1dB	32.9dB @ 197.5MHz	15.3dB	17.6dB

